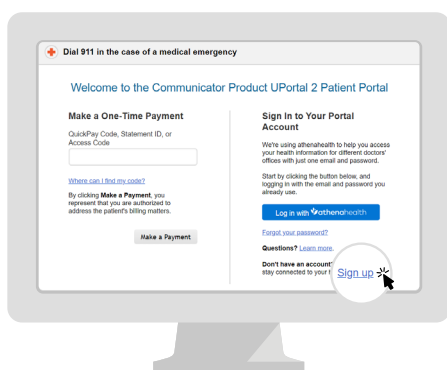


COULDN'T REGISTER FOR THE PATIENT PORTAL IN OUR OFFICE TODAY?

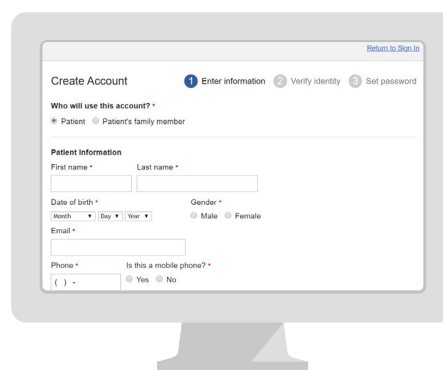
Follow these 4 easy steps to register at home.

If you receive a temporary password in the office today, make sure you complete your portal registration before leaving the office because this password will expire.



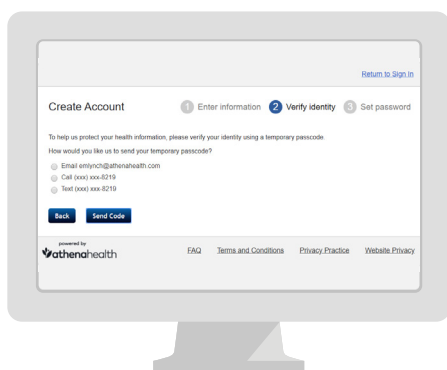
Step 1

Go to our Patient Portal.
Click **Sign up today** to create a new account.



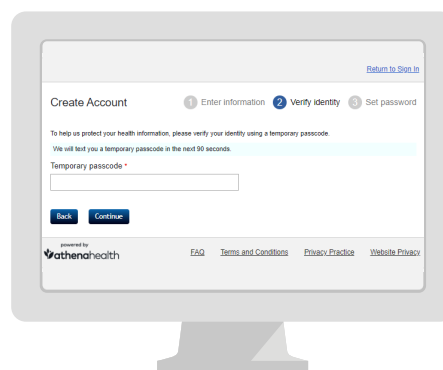
Step 2

Enter your **name, date of birth** and **contact information**.



Step 3

We will send you a temporary passcode by email, call or text.
Enter the **temporary passcode**.



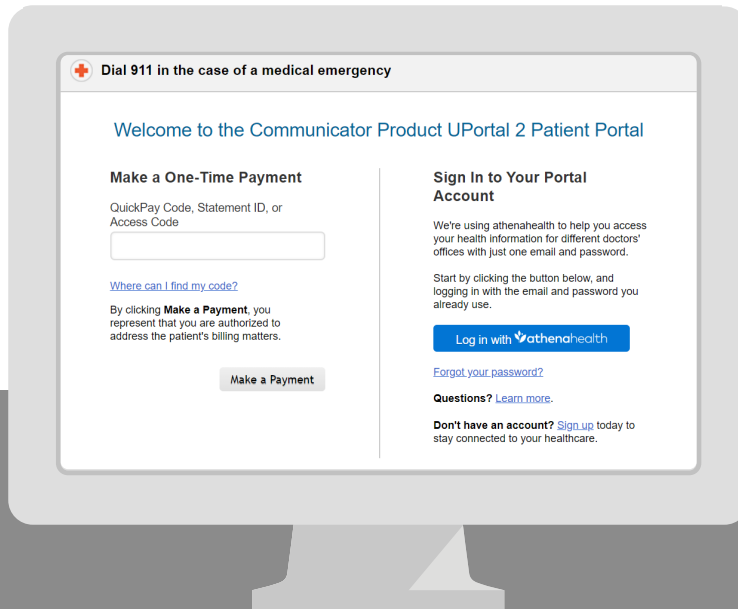
Step 4

Create your new **password**.
Your password must be 8-20 characters and include one upper and one lowercase letter and one number or symbol.



BENEFITS OF THE PATIENT PORTAL

Talk to us about registering for the Patient Portal.
Hablas español? Usa el portal de pacientes en español.



HERE'S WHY WE RECOMMEND SIGNING UP FOR THE PATIENT PORTAL:



EASILY PAY YOUR BILL

Pay with a click instead of a check. Plus, you can save your credit card information for future payments.



MESSAGE US ANYTIME, ANYWHERE

You can securely message us to ask questions or request refills.



VIEW LAB RESULTS ON YOUR TIME

The Patient Portal allows you to view lab results without phone tag or a follow up appointment.



REQUEST TO SCHEDULE YOUR NEXT APPOINTMENT

When you request to schedule or change your appointments online, you'll save yourself time.



PREPARE FOR YOUR NEXT APPOINTMENT

Get ahead of your paperwork by filling out required documents online ahead of time.



RECEIVE LETTERS FROM YOUR PROVIDER

Easily retrieve letters, like return from work or school, from your provider.



MANAGE YOUR OWN HEALTH

Download your healthcare summary and share your health records with other providers, schools, and more.

